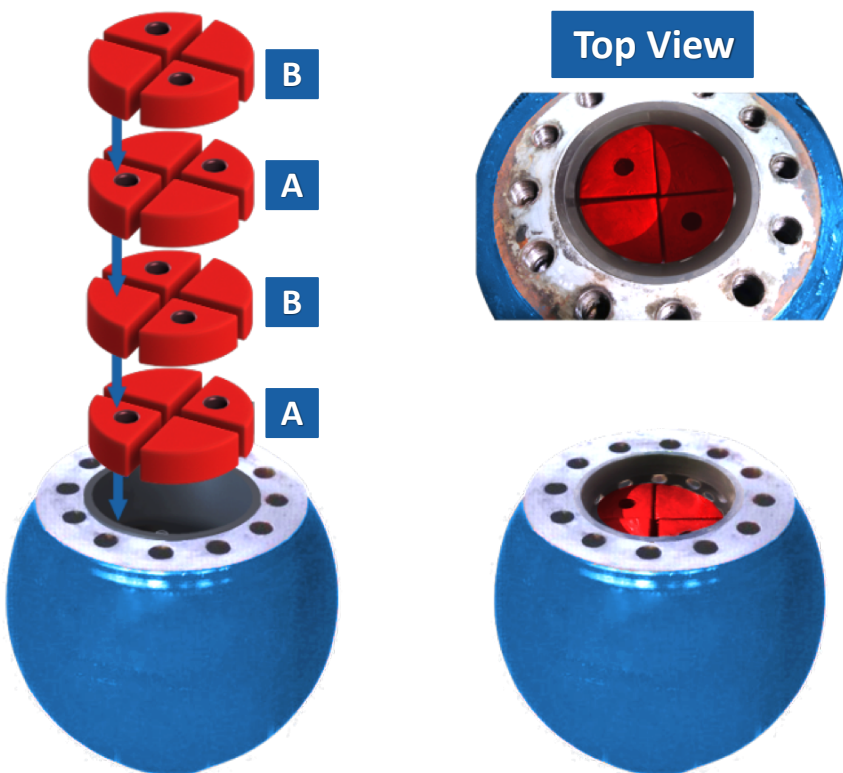
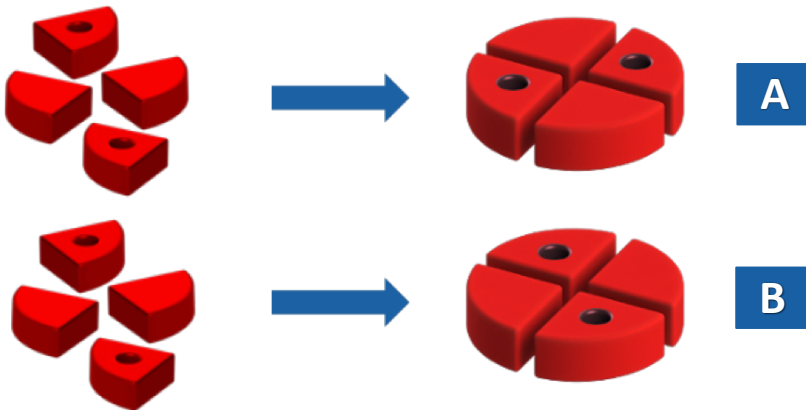



K-STYLE ULTRA CFC KIT INSTALLATION INSTRUCTIONS



- ① Insure the dampener isn't retaining pressure
- ② Remove the cover plate
- ③ Remove the existing gas bladder
- ④ Install the Sigma Suspension Bag into the dampener
- ⑤ Place four Sigma Compression Wedges in the Suspension Bag in pattern **A**
- ⑥ Place four more Sigma Compression Wedges on top of the first layer in pattern **B**
- ⑦ Repeat pattern **A**
- ⑧ Repeat pattern **B**
- ⑨ Lubricate the inside edge of the Suspension Bag collar
- ⑩ Carefully reinstall the dampener cover plate so you don't slip the Suspension Bag collar off the sealing surface
- ⑪ Use threadlocker and torque the nuts down to appropriate lb-ft

WARRANTY



Certificate

Warranty

Sigma Drilling Technologies warrants your Charge Free Conversion Kit to be free from defects in material and workmanship for a period of 12 months from the original ship date. If you discover a defect in your Charge Free Conversion Kit, covered by this warranty, we will repair at our option using new or refurbished components, or if repair is not possible, replace the item.

Exclusions

This warranty covers defects in manufacturing discovered while using the products as recommended by the manufacturer. The warranty does not cover loss or theft, nor does coverage extend to damage caused by misuse, abuse, unauthorized modification, improper storage conditions, lightning, or natural disasters.

Limits of Liability

Should the Charge Free Conversion Kit fail, your sole recourse shall be repair or replacement, as described in the preceding paragraphs. We will not be held liable to you or any other party for any damages that result from the failure of this product. Damages excluded include, but are not limited to the following: lost profits, lost savings, lost data, damage to other equipment, and incidental consequential damages arising from the use, or inability to use this product. In no event will Sigma Drilling Technologies be liable for more than the amount of your purchase price, not to exceed the current selling price of the product, and excluding tax, shipping, and handling charges. Sigma Drilling Technologies disclaims any other warranties, expressed or implied. By installing or using the product, the user accepts all terms described herein.

How to Obtain Service Under This Warranty

Contact us using one of the following methods: email: warranty@sigmadrillingtech.com, or website through the warranty page: www.sigmadrillingtech.com/warranty

Please note, you must include the "Serial Number" and "Valid Until Date" in the message. We will immediately start your claim and send you a replacement load for your Charge-Free Conversion Kit, with the requirement of returning the load being claimed on warranty. Once returned, we will process your warranty claim to determine if the claim is valid.

If the warranty claim is determined to be manufacturer defect, the replacement load will be free of charge. If the warranty claimed wedges are found to be in proper working order, they will be returned and an invoice for the replacement load will be sent.

Warranty Shipping

The customer is responsible for all shipping fees affiliated with warranty exchanges. Any customs clearance fees or duties are the responsibility of the user along with any other associated fees.

S/N : _____

Valid Until : _____

Authorized By : _____



***THIS WARRANTY CERTIFICATE MUST BE REGISTERED TO BECOME VALID. PLEASE VISIT THE WEBSITE AT: www.sigmadrillingtech.com/warranty; FILL OUT AND SUBMIT THE ONLINE WARRANTY REGISTRATION FORM.**